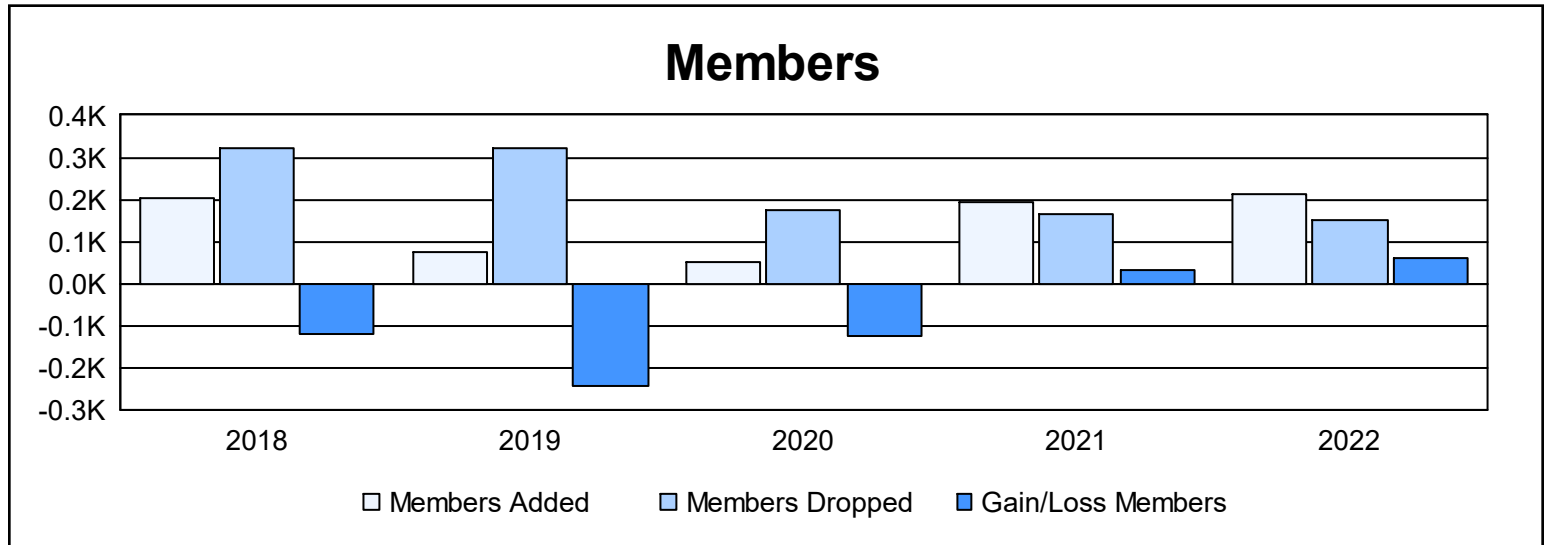
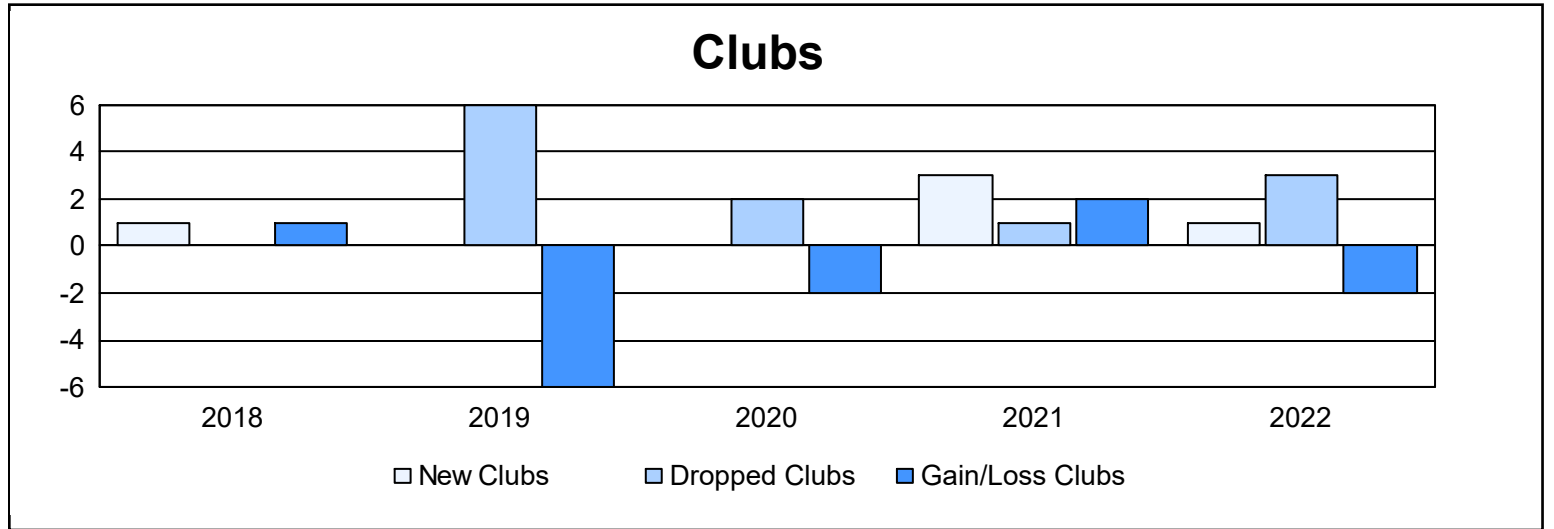
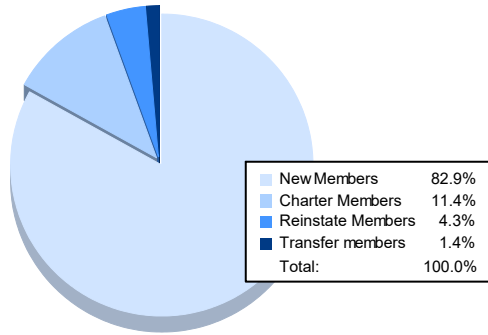


Year	New Clubs	Dropped Clubs	Gain/ Loss Clubs	New Members	Charter Members	Reinstate Members	Transfer Members	Total Member Added	Total Members Dropped	Gain/ Loss Members
2017-2018	1	0	1	138	37	19	8	202	323	-121
2018-2019	0	6	-6	55	0	18	3	76	321	-245
2019-2020	0	2	-2	37	3	6	5	51	175	-124
2020-2021	3	1	2	100	73	19	1	193	163	30
2021-2022	1	3	-2	175	24	9	3	211	149	62
<b>Average</b>	<b>1</b>	<b>2</b>	<b>-1</b>	<b>101</b>	<b>27</b>	<b>14</b>	<b>4</b>	<b>147</b>	<b>226</b>	<b>-80</b>



### Membership Composition June 2022 Cumulative



### Gender Composition June 2022 Cumulative

